



Making Life  
**EASY**

PRODUCTS THAT IMPROVE YOUR LIFE



# Product Catalogue



*What a great idea!*



## Contents

Bathroom	1
Bedroom	5
Chairs & Support	8
Everyday Aids	13
Scooters	18
Walking Aids	19
Wheelchairs	26

# Bathroom

## Bath/Shower Mat - Suction

- Slip resistant surface
- Suction cap base
- Made from Dry Natural Rubber
- Can be cut to size if required

### Important Note

- To ensure optimum life span of product, clean and disinfect regularly
- Do not use bleach or harsh cleaners
- Keep out of direct sunlight
- Please ensure mat edges are secured to the floor surface to avoid tripping



234524

Colour	Length	Width
Beige	410mm	710mm

## Bathboard - Premium Adjustable

- Strong plastic bath seat
- Sits across the rim of bath tub
- Easy to use width adjustable rubber feet for added stability
- Drainage holes to avoid grey water pooling
- Bathboard widens out at both ends to allow safer and easier transfers
- A brightly coloured grab handle is included to assist user comfort, positioning and security
- Recessed soap holder



250945

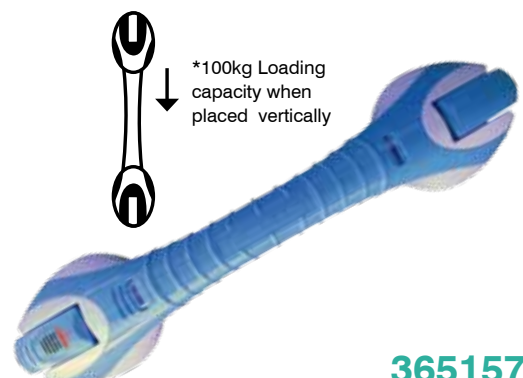
Colour	Total unit weight	Width (at widest point)	Length	Suggested weight capacity	Feet Adjustment
White with blue handle	2.5kg	350mm	690mm	110kg	410mm to 620mm

## Grab Rail - Suction 400mm

- Portable Suction Grab Rail for home and travelling
- Tool-free installation
- Suitable for smooth, flat, non-porous surfaces; e.g. glass, tiles
- Suitable for wet areas; e.g. shower
- Visual Adhesion control
- Mounts in a variety of positions

### Important Note:

- Will not adhere to tiles smaller than the suction cap diameter
- Not suitable on porous surfaces ie. plaster walls, bricks or fabric



\*100kg Loading capacity when placed vertically

365157

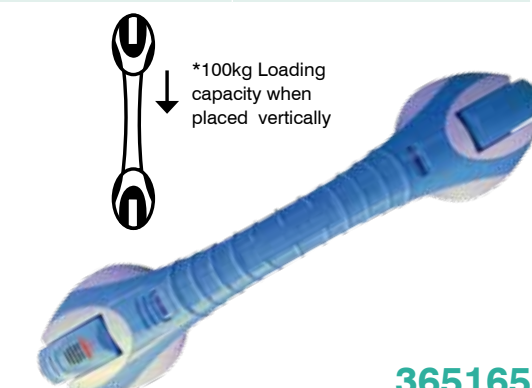
Total unit weight	Overall length	Hand grip width	Suction cup diameter	Loading capacity
0.5kg	450mm	165mm	35mm	100kg*

## Grab Rail - Suction 500mm

- Portable Suction Grab Rail for home and travelling
- Tool-free installation
- Suitable for smooth, flat, non-porous surfaces; e.g. glass, tiles
- Suitable for wet areas; e.g. shower
- Visual Adhesion control
- Mounts in a variety of positions

### Important Note:

- Will not adhere to tiles smaller than the suction cap diameter
- Not suitable on porous surfaces ie. plaster walls, bricks or fabric



\*100kg Loading capacity when placed vertically

365165

Total unit weight	Overall length	Hand grip width	Suction cup diameter	Loading capacity
0.5kg	500mm	165mm	35mm	100kg*

# Bathroom

## Hand Rail - Suction

- For home and travelling
- Tool-free installation
- Suitable for smooth, flat, non-porous surfaces; e.g. glass, tiles
- Suitable for wet areas; e.g. shower
- Rail mounts in a variety of positions

### Important Note:

- Will not adhere to tiles smaller than the suction cup diameter
- Not suitable on porous surfaces ie. plaster walls, bricks or fabric



234583

Total unit weight	Overall length	Hand grip length	Suction cup diameter	Loading capacity
0.5kg	325mm	100mm	115mm	100kg

## Hand Rail - Extendable Suction

- For home and travelling
- Tool-free installation
- Suitable for smooth, flat, non-porous surfaces; e.g. glass, tiles
- Suitable for wet areas; e.g. shower
- Rail mounts in a variety of positions

### Important Note:

- Will not adhere to tiles smaller than the suction cap diameter
- Not suitable on porous surfaces ie. plaster walls, bricks or fabric



316040

Total unit weight	Overall length	Hand grip length	Suction cup diameter	Loading capacity
0.7kg	530 - 640mm	300 - 410mm	115mm	100kg

## Over Toilet Aid

- Height and width adjustable
- Closed arm rests assist the user to lower onto and raise from the toilet
- Powder coated steel frame with plastic seat and lid
- Suitable for toilets with either wall or floor recess
- Rubber feet tips to ensure stability
- Includes removable pan, lid and splash guard\*

- Tool-free installation
- Can also be used as a commode chair

### Important Note:

- \*Splash guard must be used at all times



234397

Total unit weight	Seat height from floor	Seat depth	Overall width (frame)	Overall depth (frame)	Width between arms	Suggested weight capacity
5.95kg	440 to 540mm	420mm	510 to 560mm	610mm	470 - 520mm	100kg

## Over Toilet Aid - Bariatric

- Height adjustable with slip resistant rubber tips
- All steel frame with Versa Guard coating
- Extra wide platform seat maximises stability and comfort
- Easy to operate drop arm mechanism facilitates lateral transfer
- Removable clip on seat for easy cleaning and disinfecting
- Includes removable pan, lid and splash guard
- Padded backrest bar
- Suitable for toilets with either wall or floor recess
- Can also be used as a commode chair



251089

Total unit weight (boxed)	Seat height from floor	Seat width	Seat depth	Overall width (frame)	Overall depth (frame)	Width between arms	Suggested weight capacity
9.8kg	490 to 590mm	590mm	460mm	775mm	570mm	635mm	220kg

# Bathroom

## Shower Chair

- Height adjustable with slip resistant rubber tips
- Foam rubber grip arms to ensure both comfort and safety
- Durable easy to clean plastic seat fits most standard tubs and showers
- Corrosion resistant aluminium frame
- Removable backrest
- Drainage holes in seat to eliminate grey water pooling
- Tool-free assembly



234338

Seat Height range	Total unit weight	Seat width	Seat depth	Armrest width (outside)	Armrest width (inside)	Armrest height from seat	Outside width between feet	Suggested weight capacity
400 to 525mm	3.3kg	410mm	340mm	530mm	465mm	150mm	530mm	120kg

## Shower Chair - Bariatric

- Height adjustable with slip resistant rubber tips
- Designed specifically for shower stalls and can be used in baths
- Stainless Steel bolts and washers
- Cross brace for extra strength
- Can also be used as a bathroom chair to provide seated support while dressing
- Drainage holes in seat to eliminate grey water pooling
- Tool-free assembly



236772

Height range	Total unit weight	Seat width	Seat depth	Outside width between feet	Suggested weight capacity
410 to 510mm	5.2kg	435mm	410mm	480mm	200kg

## Commode Chair - Mobile

- Strong 7/8 inch chrome steel tubing frame
- Full length soft padded armrests
- Drop arm design allows for easy movement
- Easy to clean vinyl backrest
- Durable plastic moulded toilet seat
- Soft padded seat for transportation
- Slide in pan and lid
- Height adjustable footrests
- Swing away and removable footrests with calf strap
- Tool-free assembly
- Rear locking casters
- Rear clearance access for use over most standard toilets



280046

Colour	Seat width at widest point	Seat length	Armrest height from seat	User weight capacity	Unit weight	Total unit width	Seat height from floor
Chrome with black upholstery	450mm	430mm	240mm	110kg	13kg	540mm	50cm

## Shower Stool

- Height adjustable with slip resistant rubber tips
- Foam rubber grip arms to ensure both comfort and safety
- Durable easy to clean plastic seat fits most standard tubs and showers
- Corrosion resistant aluminium frame
- Drainage holes in seat to eliminate grey water pooling
- Tool-free assembly



234311

Seat height range	Total unit weight	Seat width	Seat depth	Armrest width (outside)	Armrest width (inside)	Armrest height from seat	Outside width between feet	Suggested weight capacity
400 to 525mm	2.55kg	410mm	350mm	530mm	465mm	150mm	530mm	120kg




# Bathroom

## Sponge - Long Handled

- Lightweight easy grip plastic handle
- Promotes independent showering
- Allows easy access for carers by increasing shower accessibility
- Ideal for washing hard to reach areas
- Can also be used to apply creams or lotions

### Important Note

- Avoid washing sponge in harsh detergents or disinfectant
- Allow sponge to dry after use to prevent mould



247235

Handle length	Handle diameter	Sponge diameter - contour	Total unit weight
440mm	63mm	220mm	0.2kg

## Toilet Seat - Raised with Lid - 2" 4" 6"

- Assists users sitting and rising from toilet
- Moulded plastic
- Adjustable rubber coated brackets clamp securely onto most toilets
- Includes lid
- Easy to attach and remove

**2 Inch** 287563

**4 Inch** 234516

**6 Inch** 250902



287563

Colour	Seat width at widest point	Seat length	User weight capacity	Unit weight	Seat height
White	350mm	390mm	120kg	2" - 1.2kg / 4" 1.35kg / 6" 1.55kg	5cm / 2in - 10cm / 4in - 15cm / 6in

## Urinals - Female / Male

- Sturdy grips for easy handling
- Lightweight, durable and easy to clean and disinfect
- Translucent bottle with measurement markings to view and measure liquid quantity
- Secure lid on male urinal

**Female** 250929

**Male** 234532



250929



234532

Liquid capacity	
1,000ml	

## Urinal - Spill Proof

- Unique one way valve prevents spills
- Spillproof to 480ml
- Sturdy grip for easy handling
- Lightweight, durable and easy to clean and disinfect
- Autoclavable



234249

Spill proof capacity	Total capacity	Total unit weight (empty)
480ml	700ml	0.3kg

# Bedroom

## Absorbent Chair Pad

- Fully machine washable and can be tumble dried
- Non-slip waterproof backing for greater security
- Bound edge for increased comfort
- Soft non-abrasive fabric makes it a superb mat to place infants/babies on
- Can be used on car seats, chairs, sofa's etc

### Important Note:

DO NOT use fabric softeners when washing as these leave a water resistant residue.



234575

Colour	Size
Blue	510 x 610mm

## Absorbent Bed Pad

- Durable wings on both sides to tuck under the mattress for extra security
- Non-Slip Waterproof backing
- Fully machine washable and can be tumble dried
- Ideal for single bed (can be used on larger beds)
- Soft non-abrasive fabric
- Absorbs fluid to protect mattress

### Important Note:

DO NOT use fabric softeners when washing as these leave a water resistant residue.



321680

Colour	Size
Charcoal	1000 x 1000mm

## Pillow - Comfort Junior Memory Foam

- Simple design made from memory foam
- Contours to head and neck profile
- Washable velour cover
- Ideal as child's pillow



250449

Length	Width	Height
490mm	300mm	70 - 100mm (Lowest to highest point)

# Bedroom

## Pillow - Comfort Neck Support Memory Foam

- Made from high grade memory foam
- Contours to head and neck profile
- Rippled surface promotes airflow and temperature regulation
- Washable velour cover
- Special design neck support for added comfort



234559

Length	Width	Height
520mm	340mm	95 - 110mm (Lowest to highest point)

## Pillow - Comfort Tri

- Comfortable and supportive PU foam pillow
- Ideal for nursing mothers
- Good for elevated sleeping



252158

Depth	Width	Height
250mm	200 to 650mm	600mm

## Pillow - Comfort Ultrasoft Memory Foam

- Made from soft memory foam
- Unique design prevents neck strain, reduces neck stiffness
- Creates a perfect support to head, neck and shoulders
- Washable velour cover



250554

Length	Width	Height
580mm	380mm	150mm

## Pillow - Comfort Wedge

- Provides relief for those with respiratory conditions, promoting easier breathing
- Gradual elevation ensures less pressure on the lower back and chest
- Great for elevating legs to assist with fluid retention
- Supports the upper body
- Perfect for those who suffer from reflux
- Sits on top of your existing mattress and is suitable on all bed sizes
- All foam no latex



250414

Length	Width	Height
660mm	710mm	80 - 240mm (Lowest to highest point)



# Bedroom

## Over Bed Table - Tilt Top

- Both height and angle adjustable
- Equipped with 50mm castors (two locking)
- Slightly raised edge to reduce slippage
- Suitable for use over a bed or a chair
- Easy to clean PVC coated timber table



243094

Colour	Total unit weight	Tilt angle (maximum)	Table surface size	Height adjustable	Base clearance
Light Grey	7.1kg	180°	600 x 400mm	710 to 1160mm	100mm

## Over Chair Table

- Height and width adjustable
- Equipped with 50mm twin castors (two locking)
- Easy to clean laminate top
- Slightly raised edge to reduce slippage
- Chrome and plastic coated steel frame
- Easily fits over your favourite chair



252050

Colour	Tilt angle (maximum)	Table surface size	Overall depth	Width adjustable (inside legs)	Height adjustable	Total unit weight
Light Grey	30°	910 x 455mm	460mm	840 to 1140mm	610 to 860mm	11.9kg

## Bed - Ultra Low 4 Section

- 4-section mattress support, 2-motor adjustment, separable for transport
- Client position assistance pole with triangle
- Wooden head end, foot boards and full length side rails in beech finish
- Handset includes locking facility to maintain position
- Removable mattress retainers at head and foot sections
- Ergonomic adjustment of head and foot sections
- Additional positioning of foot section by ratchet telescopic fittings
- Emergency lowering by quick-action bolt mechanism
- Transport lock
- Dual action headrest and knee break adjustment on handset to help reduce shear when profiling
- Electric remote control included (cannot buy separately)

### Mattress

- Memory foam mattress with water/liquid resistant cover



1300 653 279

Colour	Total Weight (4-piece)	Heaviest Part	Outer Dimensions	Outer Dimensions	Maximum Safe Working Load
White frame with wood grain panels	91.5kg / 201lb	20.1kg / 44lb	Width	Length	175kg
Maximum Patient Weight	Height Adjustment	Mattress Width	Mattress Length	Mattress Height	Warranty
140kg / 308lb	400mm to 80mm /	900mm / 35in	2000mm / 78in	120mm / 4.7in	2 year limited

# Chairs and Support



## Lift Chair - (C-101)

A 3-Position Lift Chair with classic style and exceptional quality and performance. Pride's C-101 delivers superb value, excellent quality and luxurious comfort. The C-101 features quiet and smooth operation and stylish design to add to any home décor.

### Available colours

Cocoa



Suede

Fern



Suede

Sandal



Suede



## Lift Chair - (C5)

All steel frame construction provides enhanced strength and durability while allowing the C-5 a level of customisation never seen before. All upholstery components are fully removable while adjustable seat-to-floor height and seat depth provide a true custom fit. These features come together, bringing you lasting comfort and style.

### Available colours

Artic Blue



Suede

Chocolate



Suede

Oatmeal



Fabric



## Lift Chair - (C6)

The C-6 infinite position lift chair is the first lift chair of its kind. All steel frame construction provides enhanced strength and durability, which gives the C-6 a level of customisation never seen before. All upholstery components are fully removable. These features come together, bringing you lasting comfort and style.

### Available colours

Artic Blue



Suede

Chocolate



Suede

Oatmeal



Fabric

Royal Blue



Vinyl



## Lift Chair - (LC-101 Euro Leather)

The Euro-Leather 3-position Lift Chair delivers style and durability, that will last for years to come. It offers superb comfort, quiet and smooth performance, all at a great value.

### Available colours

Black



Leather

Beige



Leather

Red



Leather

Brown



Leather

1300 653 279

	C - 101	C5	C6	LC-101 Euro Leather
<b>Weight Capacity</b>	147kg	170kg	136 kg	147kg
<b>Back Width</b>	72cm	71cm	71cm	58cm
<b>Seat to Floor</b>	47cm	46cm	48cm	47cm
<b>Seat Depth</b>	51cm	46-51cm	53cm	51cm
<b>Seat Width</b>	51cm	56cm	56cm	51cm
<b>Top of Back to Seat</b>	70cm	66-71cm	66-71cm	70cm
<b>Back Style</b>	Blown Fibre Button Back	Blown Fibre Sewn Pillow Back	Blown Fibre Sewn Pillow Back	Blown Fibre Split Back
<b>Integrated Battery Backup</b>	Yes	Yes	Yes	Yes
<b>Recline Positions<sup>1</sup></b>	3 position - lift, recline, seated	3 position - lift, recline, seated	Infinite	3 position - lift, recline, seated
<b>Standard Arm Covers</b>	No	No	No	No
<b>Standard Head Covers</b>	No	No	No	No
<b>Warranty</b>	2 year limited warranty	2 year limited warranty	2 year limited warranty	2 year limited warranty

Colours may look different from catalogue picture

<sup>1</sup>3-position is a full recline. Infinite-position is a full recline with independent leg rest function

# Chairs and Support

## Back Support - Contour

- Moulded foam construction
- Lateral support wings to help stabilise hips and lower back
- Ideal for home or office use
- Removable soft vinyl cover with adjustable strap



250546

Depth at widest point	Width	Height
120mm	350mm	330mm

## Back Support - Contour Car Memory Foam

- Specially designed to fit in a car seat
- Contoured to support lumbar region
- Reduces back pain when sitting for long periods
- Soft vinyl cover with adjustable strap



250481

Depth at widest point	Width	Height
110mm	360mm	320mm

## Back Support - Full Height & Inflatable Lumbar

- Full height backrest support
- Provides firm lateral build-up for pelvic stability
- Adjustable air filled lumbar insert for enhanced support
- Fabric cover with adjustable strap



250422

Depth at widest point	Width	Height
140mm	410mm	540mm

## Cushion - Comfort Foam Ring

- Donut shaped egg crate foam
- Provides relief for Haemorrhoid sufferers
- Designed to relieve from bedsores, post operative pain and other conditions
- Washable soft vinyl cover



250503

Length	Width	Depth
420mm	330mm	90mm

# Chairs and Support

## Cushion - Comfort Wheelchair Memory Foam

- Designed to relieve pressure build-up when seated
- Suitable for all chairs
- Dual foam base with an upper layer of memory foam
- Washable soft vinyl cover



250538

Depth	Width	Height
430mm	450mm	80mm

## Cushion - Comfort Wheelchair Gel & Foam

- High density foam (85%) & silicon gel (15%) cushion
- Soft pressure relieving surface for those sitting for long periods
- Non slip base
- Designed for use on a wide range of wheelchairs & height adjustable chairs
- Ideal for low level pressure care



243043

Colour	Depth	Width	Height
Black	400mm	440mm	50mm

## Cushion - Inflatable Ring

- Provides relief for Haemorrhoid sufferers
- Designed for relief of bedsores and post operative pain
- Inflatable to desired firmness



234540

Outer diameter	Inner diameter	Cushion height (when inflated)	Maximum user weight
420mm	140mm	80mm (estimate)	100kg

## Cushion - Posture Wedge

- Lightweight and portable
- Removable cover
- Promotes relief to coccyx area
- Designed to maintain correct ergonomic seating
- Ideal for home, car and office use



234605

Depth	Width	Height
340mm	430mm	70mm at highest point

# Chairs and Support

## Lumbar Roll - Full Round Shape

- Provides lumbar support
- Compact and portable
- Adjustable elastic positioning strap
- Washable velour cover
- Foam construction



234133

Width	Depth (at widest point)
280mm	100mm

## Lumbar Roll - Partial Memory Foam

- Provides lumbar support
- Compact and portable
- Washable velour cover with adjustable strap
- Suitable for all seating
- Foam construction with memory foam wrap



250406

Width	Depth (at widest point)
340mm	60mm

## Neck Collar - Cervical

- Contour design provides stability and support while maximising comfort
- Medium density foam with stretch cover, lightweight and non-cumbersome
- For treatment of minor injuries (such as whiplash)
- Designed to aid in the transition from a rigid cervical collar to no collar at all
- Limits, but allows slight neck movement

**Small** 234168  
**Medium** 234176  
**Large** 234184



234168

Overall length	Height at front	Width
<b>Small</b> - 450mm <b>Medium</b> - 470mm <b>Large</b> - 510mm	<b>Small</b> - 100mm <b>Medium</b> - 100mm <b>Large</b> - 100mm	<b>Small</b> - 25mm <b>Medium</b> - 25mm <b>Large</b> - 25mm

## Pillow - Comfort Pregnancy

- Soft memory foam with velour cover
- Supports abdominal area for added comfort during pregnancy and side sleeping position
- Supports breasts when in side sleeping position



252034

Depth	Width	Height (at widest point)
240mm	340mm	70mm



# Chairs and Support

## Pillow - Inflatable Neck Support

- Compact and portable, with carry pouch
- Provides neck relief when travelling
- Comfortable outer velour layer
- Inflatable to desired firmness



Depth (when inflated)	Width (when inflated)	Height (when inflated)
240mm	350mm	100mm

## Pillow - Comfort Travel Neck Memory Foam

- Shaped for extra comfort and support
- Made from high quality memory foam
- Soft, washable velour cover



Length	Width	Height
310mm	330mm	90mm

## Pillow - Comfort Hip Support

- Ideal for people after hip replacement to limit joint movement during sleep
- Opens the angle of the hips to maintain linear posture
- Soft touch washable velour cover
- Great companion to the Comfort Pregnancy Pillow



Length	Width	Height (at highest point)
200mm	250mm	140mm

## Find your nearest Making Life Easy Outlet

Looking for your nearest Making Life Easy outlet? Visit [www.mle.com.au](http://www.mle.com.au) and use store locator. Simply enter in your postcode or suburb for a list of your nearest outlets.

With over 900 Pharmacies or Independent Retailers ranging Making Life Easy, there's bound to be one near you. Please contact the outlet for pricing and availability.



# Everyday Aids

## Button Hook and Zipper Aid

- Helps fasten buttons with ease
- Provides an easy way for threading buttons through their respective holes
- Includes a hook to assist with working zippers



Material	Overall length
Wood	270mm

## Cushion - Swivel

- Soft flexible padded cushion with turning motion
- Allows easier movement of lower body in and out of car
- Non-slip base
- An excellent companion to the Handybar (PDE 234761)
- Can be used to assist turning whilst standing



Diameter	Height	Colour
460mm	20mm	Navy

## Cutlery - Comfort Ergo


- Ergonomically designed grip handles
- Remove and rotate heads for left or right hand use
- Lightweight and practical
- Provides relief for those with arthritis and hand conditions
- Dishwasher safe
- Cutlery heads can be bent into desired position



Cutlery material	Hand grip material	Cutlery set includes
Stainless steel	Moulded plastic	1 x Spoon 1 x Knife 1 x Fork

## Dressing Stick

- Assists in putting on jackets, pulling up trousers or skirts, or removing socks
- The small hook on the one end aids in pulling zippers and shoelace loops
- Promotes independence with dressing
- Features a smooth wooden shaft with a large plastic coated hook and a specially shaped 'push/ pull' hook at the other end



Material	Overall length
Wood	660mm

# Everyday Aids

## Seat Belt Easy Reacher (Pair)

- Extends the handle of a seat belt
- Reduces twisting motion when reaching for seat belt
- Easily attaches to seat belt on either passenger or drivers side
- No permanent installation required
- Comfortable soft plastic construction



234818

Material	Handle length	Overall length
Plastic	140mm	235mm

## Handybar

- Allows you to get in and out of your car easily
- An ideal companion to Seat Belt Reacher and Swivel Cushion
- Strong, durable and easy to use with ergonomic grip
- Fits most vehicles, no modification required
- Includes stainless steel seat belt cutter, emergency side window breaker
- Suitable for people with back or leg problems or when recovering from surgery
- Perfect for use in vehicles that are low to the ground



234761

Size	Total unit weight	Maximum user weight
Universal	0.5kg	157.5kg

## Hot/Cold Pack - Small

- Hot therapy - microwaveable
- Cold therapy - fridge freezer
- Re-usable
- Remains soft and pliable when hot/cold
- Use for soft tissue injuries such as sprains, bruising, minor cuts, abrasions and bleeding

### Important Note:

Never apply directly to skin, cover with cloth prior to application. Bag will burst if heated too long/high.



234206

Colour	Active ingredient	Size
Blue	Non Toxic Soft Gel	250 x 140mm (6" x 10")

## Hot/Cold Pack - Large

- Hot therapy - microwaveable
- Cold therapy - fridge freezer
- Re-usable
- Remains soft and pliable when hot/cold
- Use for soft tissue injuries such as sprains, bruising, minor cuts, abrasions and bleeding

### Important Note:

Never apply directly to skin, cover with cloth prior to application. Bag will burst if heated too long/high.



234095

Colour	Active ingredient	Size
Blue	Non Toxic Soft Gel	290 x 250mm (10" x 12")

# Everyday Aids

## Jar Opener - Rubber

- Flexible rubber grip with external finger grips
- Conical design with internal ribbing to grip surfaces
- Suitable for lids within 20 - 75mm range



234680

Colour	Base diameter	Height	Weight
Beige	95mm	60mm	0.08kg

## Key Turner (3 Keys)

- Large lightweight curved heavy duty plastic handle
- Ideal for arthritis sufferers
- Provides comfortable grip and leverage while turning keys
- Keys folds away when not in use
- Tool free assembly



234435

Length	Width (at widest point)
120mm	100mm

## Pedal Exerciser

- Easy to assemble, compact and totally portable
- Chrome steel frame
- Even pedal movement
- Can be used on the floor to exercise legs or placed on a table top as an arm exerciser
- Easy adjustable tension bolt
- Ideal for those with limited movement
- Perfect for rehab use after ankle, hip or knee surgery
- Helps promote muscle tone and movement



234702

Width (base)	Length (base)	Height	Total unit weight
410mm	550mm	310mm	2.3kg

## Pedometer - Digital

- Features step counter, calorie counter, distance and clock
- Compact and easily attaches to clothing
- Clear, wide screen
- Adjustable sensitivity
- Spare battery included



234451

Colour	Battery type	Length	Width	Height
Silver	CR2025	60mm	30mm	10mm

# Everyday Aids

## Pill Crusher

- Cylindrical pill storage container
- Two end compartments
- Ribbed outer surface for easy gripping
- Twist action top for pill grinding



**240249**

Container diameter	Container height
50mm	80mm

## Pill Splitter

- Compact strong and lightweight
- Featuring a high quality stainless steel cutting blade
- Hinged box with lid
- Two compartments to store whole and split pills



**240230**

Width	Length	Height
35mm	85mm	20mm

## Reacher - Folding 70cm

- Easy finger trigger operation
- Lightweight and folds away for transport or storage
- Accessories include suction cups and folding clamp
- Jaw rotates 360° to avoid the need to rotate the wrist



**234826**

Length - extended	Length - folded
700mm	370mm

## Reacher - Premium Pick-Up 60 and 75cm

- Easy hand trigger operation
- Lightweight aluminium frame
- A hook on one side of jaw for retrieving clothing or keys
- A magnet on the other side of jaw for picking up light metal objects
- Slip-resistant surface at the jaw
- Removable stick clip, to fasten the reacher onto wheelchairs and walking frames
- Jaw rotates 360° to avoid the need to rotate the wrist
- Lever above hand grip to assist in further gripping
- Hand grip hook for easy storage



**234044 / 237922**

Size	Colour	Reacher length	Handgrip height
234044 - 60cm    237922 - 75cm	Blue and yellow	600mm and 750mm	100mm



# Everyday Aids

## Shoe Horn - Long Plastic

- Long handle gives generous reach to assist putting on shoes
- Features a hanging loop at the top of the shoehorn for easy gripping
- Ideal for those with poor stability, hip or knee injuries/rehab



234567

Colour	Length
Blue	430mm

## Sock Aid - Plastic

- Suitable for socks or stockings
- Strong flexible plastic gutter with long cotton rope
- Reduces bending and strain on backs hips and knees
- Contoured with side notches to hold sock in place

### Important Note:

Stocking and socks are fed on to the plastic gutter and held in place in the gutter. Place foot in the open end of the stocking, then pull under the foot and up the leg using cord.



234710

Cord length	Length	Width
1100mm	260mm	215mm

## Sock Aid - Compression

- Suitable for donning socks or stockings
- Strong ridged plastic gutter with long cotton rope
- Ideal for those with restricted back, hip or knee movement and flexibility

### Important note:

Stocking and socks are fed on to the plastic gutter. Insert foot in the open end of the stocking/sock, then pull under the foot and up the leg using cord.



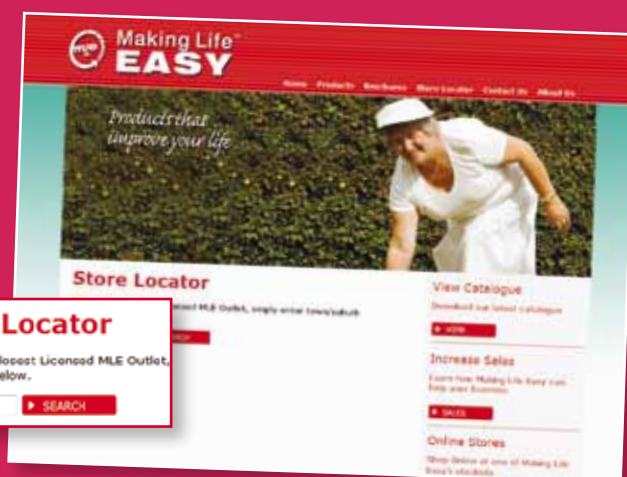
280054

Length	Width (at widest point)	Height
230mm	140mm	80mm

## Find your nearest Making Life Easy Outlet

Looking for your nearest Making Life Easy outlet? Visit [www.mle.com.au](http://www.mle.com.au) and use store locator. Simply enter in your postcode or suburb for a list of your nearest outlets.

With over 900 Pharmacies or Independent Retailers ranging Making Life Easy, there's bound to be one near you. Please contact the outlet for pricing and availability.



# Scooters



## Go Go Elite Traveller Plus

The Go-Go Elite Traveller® Plus was designed to bring travel scooters to a greater range of people than ever before. An increase in length and width, and a weight capacity of 136 kg combine with a wraparound easy-drive tiller to allow both the larger individual and those with limited dexterity to experience the benefits of a travel-specific mobility product for the first time.



## Pathrider 10

The sleek, sporty Pathrider™ 10 scooter delivers high performance operation, all-new features and feather-touch disassembly. With a full complement of advanced standard features exclusive low-profile, puncture-proof tyres, back-lit battery gauge, and wraparound easy drive tiller, the Pathrider 10 is a greater value than ever before.



## Pathrider 10 Deluxe

The sleek, sporty Pathrider 10 Deluxe scooter delivers smooth performance and all-new features. With a full complement of advanced standard features including, rugged suspension, high-visibility automatic front and rear lighting system, Feather-touch disassembly, LED kerb light, and wraparound easy-drive tiller, the Pathrider 10 Deluxe is a greater value than ever before.



## Pathrider 130 XL

The Pathrider 130 XL features a powerful drive train and large 33 cm (13") wheels to handle rugged outdoor terrain. Luxury touches like a wraparound easy drive tiller, low profile non-marking tyres, seat post suspension for a smoother ride and LED kerb light blend seamlessly giving the Pathrider 130 XL a sleek, sporty style.

**1300 653 279**

	Go-Go Elite Traveller Plus	Pathrider 10	Pathrider 10 Deluxe	Pathrider 130XL
<b>Front Tyres</b>	5cm x 20.32cm	9cm x 25cm	9cm x 25.4cm	10cm x 33cm
<b>Rear Tyres</b>	7.63cm x 22.86cm	9cm x 25cm (3.5" x 10")	10cm x 25.4cm	10cm x 33cm
<b>Maximum Speed<sup>1</sup></b>	Up to 7.24km/h	Up to 9.5km/h (5.9mph)	Up to 8.85km/h (5.5mph)	Up to 15km/h
<b>Ground Clearance<sup>2</sup></b>	3.81cm at mid-frame	7.6cm (3")	8.25cm	9.69cm
<b>Turning Radius</b>	116.2cm	137cm (54")	133.35cm	170cm
<b>Length/Width</b>	102.24cm x 53.66cm	116.5cm x 56.5cm	119.38cm x 56.21cm	136cm x 63.65cm
<b>Seat to Ground</b>	45.085cm-43.91cm	70.5cm-62cm	60cm-63.8cm	56.69cm
<b>Seat Type</b>	Moulded Plastic 46cm x 43cm	Moulded Plastic 46cm x 43cm	CRS JUNIOR SEAT 44.25cm x 43.18cm	DELUXE CAPTAINS SEAT 49.5cm x 44.5cm
<b>Weight<sup>3</sup></b>	35.6kg	61kg	84.82kg	65.28kg
<b>Seat to Deck Height Range</b>	41.275cm-40.1cm	42.5cm-46.35cm	44.5cm-48.3cm	47cm
<b>Battery and Weight<sup>4</sup></b>	2 x 17 AH 15kg ea	(2) 32 AH or (2) 40 AH 11kg 15kg ea	(2) 35 AH or (2) 40 AH 11kg 14.74kg ea	(2) 55AH 17.16kgea
<b>Range per Charge<sup>1</sup></b>	Up to 21km	Up to 40km	Up to 33.38km	Up to 24.99km
<b>Battery Charger</b>	OFF-BOARD, 2A	OFF-BOARD, 3A/5A	OFF-BOARD, 5A	OFF-BOARD, 8A
<b>Weight of Heaviest Piece</b>	15.88kg 4W front section	27.7 kg 4W rear section	29.48 kg 4W front section	34 kg 4W rear section
<b>Suspension</b>	N/A	N/A	FRONT AND REAR	FRONT AND REAR
<b>Max Weight Capacity</b>	136kg max	159kg	158.75kg	158.75kg
<b>Colours</b>	RED & BLUE	Viper Blue	Viper Blue	Candy Apple Red or Mercury Silver

<sup>1</sup>Varies with user weight, terrain type, battery amp-hour (AH), battery charge, battery condition and tyre condition.

<sup>2</sup>Due to manufacturing tolerances and continual product improvement, this specification can be subject to a variance of (+ or - 3%).

<sup>3</sup>Battery weight not included. <sup>4</sup>Battery weight may vary based on manufacturer. **NOTE:** All specifications subject to change without notice

# Walking Aids

## Crutch Fluffy Cover Set (Pair)

- Provides user comfort
- Set includes one pair of underarm covers and one pair of hand grips
- Machine washable polyester fleece



365173

Material	Colour
Polyester Fleece	White

## Crutches - Underarm Pads/Grips/Tips (22mm)

- Moulded from high density foam rubber
- Suitable for both wooden & aluminium crutches and canes with a 22mm diameter shaft
- Reinforced metal washers in tips



234427 / 236721 / 234419

Size	Length	Width	Height	Colour
234427 - Pads	195mm	35mm	0.40mm	Grey
236721 - Grips	100mm	40mm	22mm	
234419 - Tips	43mm	57mm	20mm	

## Crutches - Easy Underarm Universal Size

- Dual height adjustable
- Universal fitting
- Replaceable latex free tips and underarm pads



236764

User height	Crutch weight (per pair)	Crutch height	Handgrip height	Tips	Suggested weight capacity
135 to 208cm	2.45kg	1,000 to 1,580mm	620 to 1,000mm	22mm	120kg

## Crutches - Forearm Bariatric (Adult)

- Dual height adjustable
- Strong steel construction
- Contoured hand grips
- Tapered contoured forearm cuffs moulded for added comfort
- Reinforced rubber tips for increased durability



251046

User height	Crutch weight (per pair)	Crutch height	Suggested weight capacity
152 to 196cm	2.2kg	1010 to 1200mm	200kg

# Walking Aids

## Crutches - Forearm (Ergo Grip)

- Lightweight
- Dual height adjustable
- Ergonomic hand grips
- Tapered, contoured forearm cuffs moulded for extra comfort

**Adult** 234354

**Tall** 251097



**234354**

Size	User height	Crutch weight (per pair)	Crutch height	Suggested weight capacity
<b>Adult</b>	164.5cm - 185cm	1.6kg	700 to 940mm	120.0kg
<b>Tall</b>	170.6cm - 192cm	1.8kg	850 to 1100mm	

## Crutches - Underarm

- Height adjustable
- Lightweight aluminium
- Non slip rubber tips
- Replaceable rubber tips hand grips and underarm pads



**236748 / 234265 / 236756**

Size	Tips	User height	Crutch weight (per pair)	Crutch height	Suggested weight capacity
<b>Youth 236748</b>	22mm	137 to 157cm	1.5kg	940 to 1,140mm	120kg
<b>Adult 234265</b>		157 to 177cm	1.7kg	1,140 to 1,340mm	
<b>Tall 236756</b>		177 to 198cm	1.9kg	1,340 to 1,610mm	

## Crutch - Underarm Bariatric (Adult)

- Height adjustable
- Non slip rubber tips
- Replaceable rubber tips hand grips and underarm pads
- Coated steel



**251062**

User height	Crutch weight (per pair)	Crutch height	Suggested weight capacity
157 to 177cm	4.3kg	1,170 to 1,380mm	200kg

## Rollator - Bariatric

- Heavy duty steel construction
- Wider, comfortable padded seat that lifts to reveal basket storage area
- Adjustable handle height
- Removable backrest and basket
- Anatomical hand grips with locking brake
- Folds for easy transport

- 8in wheels ensure better mobility for indoor and outdoor use

### Available Colours



Blue



**251011**

Suggested user height	Total unit weight	Handle height range	Seat height from floor	Seat width	Seat depth	Width inside hand grips	Depth when folded	Overall width	Suggested weight capacity	Wheels
165 to 195cm	14kg	870 to 980mm	560mm	460mm	330mm	563mm	488mm	778mm	180kg	203mm

# Walking Aids

## Rollator - Deluxe with Loop Brakes

- Comfortable padded seat
- Removable basket and backrest
- Ergonomic hand grips with locking brake
- Height adjustable handles
- Lightweight aluminium frame
- Easy to fold for travel storage

### Available colours



234001  
Burgundy



237590  
Green/Tartan



237604  
Blue



Wide  
Wheels



**237590**

Suggested user height	Total unit weight	Handle height range	Seat height from floor	Seat width	Seat depth	Width inside hand grips	Overall width	Suggested weight capacity	Wheels
165 to 195cm	8.7kg	820 to 980mm	570mm	350mm	320mm	440mm	630mm	120kg	8" / 200mm

## Rollator - Deluxe Push Down Brakes

- Lightweight aluminium frame with height adjustable handles and seat
- Easy to fold for travel/storage
- Removable canvas bag and backrest
- Comfortable padded seat and backrest
- Ergonomic hand grips

### Available colours



Burgundy



Adjustable  
Seat height



**234036**

Suggested user height	Total unit weight	Handle height range	Seat height from floor	Seat width	Seat depth	Width inside hand grips	Overall width	Suggested weight capacity	Wheels
167 to 193cm	7.2kg	800 to 910mm	480 to 530mm	320mm	370mm	440mm	620mm	100kg	6" / 150mm

## Rollator - Premium with Loop Brakes

- Lightweight aluminium frame with height adjustable handles
- Comfortable padded seat
- Ergonomic hand grips with locking brake
- Easy to fold for travel/storage
- Removable front wheels and folding rear wheels
- Removable canvas bag and backrest

### Available colours



Burgundy



**234672**

Suggested user height	Total unit weight	Handle height range	Seat height from floor	Seat width	Seat depth	Width inside hand grips	Overall width	Suggested weight capacity	Wheels
167 to 193cm	8.3kg	820 to 980mm	570mm	350mm	320mm	440mm	630mm	120kg	8" / 200mm

## Rollator - Premium Mini

- Recommended for people 5'5" & under
- Lightweight aluminium frame with height adjustable handles
- Easy to fold for travel/storage
- Removable canvas bag and backrest
- Comfortable padded seat
- Ergonomic hand grips with locking brakes
- Removable front wheels and folding rear wheels

### Available colours



Burgundy



**251100**

Suggested user height	Total unit weight	Handle height range	Seat height from floor	Seat width	Seat depth	Width inside hand grips	Overall width	Suggested weight capacity	Wheels
under 165cm	7.2kg	720 to 870mm	440mm	320mm	370mm	440mm	620mm	100kg	6" / 150mm



# Walking Aids

## Rollator Accessories - Wire Basket and Canvas Bag



**308552**

- Replacement wire baskets and canvas bags
- Suitable for most Rollators



**316083**

## Walking Cane Holder

- Cane holder that fits to most walking aids with 25mm tubing
- Simply place the base of the cane in the lower cup and snap the cane into the top clip
- Suits a variety of Rollators, Walkers, Walking Frames and Wheelchairs



**365122**

Colour	Size
Black	70mm x 55mm

## Walking Cane Holder - Frog

- Easy to attach
- Spring loaded plastic holder clamps onto walking cane
- Designed to hold cane upright on table, desk or flat horizontal surface edge
- Can also be wedged underneath table
- Foam pads ensures a good grip and protects surfaces
- Suitable for walking canes/sticks



**234281**

Material	Colour
Durable plastic	Black

## Walking Cane - Folding

- Lightweight aluminium
- Height adjustable
- Secured with locking ring for added safety
- Genuine maple handle
- Folds conveniently for travel storage
- Suitable tips 298743

**Black** 234478  
**Bronze** 237620



**234478**

Total unit weight	Height range	Suggested weight capacity	Tips (replaceable) 298743
355g	810 to 910mm	120kg	19mm rubber



19mm rubber

# Walking Aids

## Walking Cane - Folding Carbon

- Ultra lightweight carbon fibre
- High strength and durability
- Soft touch handle
- Includes wrist strap and travel bag

**Black** 365130

**Multi** 365149



**365130 / 365149**

Height range	Total unit weight	Suggested weight capacity
835 to 935mm	295gm	125kg

## Walking Canes - Comfort Ergo

- Lightweight aluminium
- Height adjustable
- Soft ergonomic hand grip
- Triangular tip enables superior grip and shock absorption
- Includes wrist strap
- Secured with locking ring for added safety
- Suitable tips 298751


**Blue** 250856

**Yellow** 250864

**Green** 250848

**Pink** 316059

**Sand** 316067



**316067**

Total unit weight	Height range	Suggested weight capacity	Tips (replaceable) 298751
0.4kg	710 to 990mm	110kg	19mm rubber

## Walking Cane - Quad Bariatric

- Height adjustable
- Strong steel construction
- Secured with a locking ring for added safety
- Dual tubing insert for added strength and safety
- Black foam handgrip
- Double - plate base for added strength



**250872**

Total unit weight	Height range	Suggested weight capacity	Tips (replaceable)
1.55kg	750 to 980mm	200kg	14mm rubber

## Walking Cane - Quad Combo

- Height adjustable
- Interchangeable from standard walking cane to 4 point cane
- Aluminium construction (top) with steel base
- Secured with a locking ring for added safety
- Black foam handgrip



**234141**

Colour	Total unit weight	Height range	Suggested weight capacity	Tips (replaceable)
Black	0.8kg	750 to 980mm	110kg	14mm rubber

# Walking Aids

## Walking Canes - T Handle Floral

- Lightweight aluminium
- Height adjustable
- Genuine maple handle
- Durable rubber tip
- Secured with a locking ring for added safety

### Available Colours

**Yellow** 365238   **Red** 365203

**Purple** 365211   **Black** 365181



Total unit weight	Height range	Suggested weight capacity	Tips (replaceable) 298751
355g	740 to 970mm	120kg	19mm rubber

## Walking Canes - T Shape Handle

- Lightweight aluminium
- Genuine maple handle
- Height adjustable
- Secured with locking ring for added safety
- Durable rubber tip

**Black** 234303

**Bronze** 237639



**237639**

Total unit weight	Height range	Suggested weight capacity	Tips (replaceable) 298743
355g	740 to 970mm	120kg	19mm rubber

## Ergo Cane Tip - 19mm

- Suitable for both wooden & aluminium canes with 19mm diameter shaft
- Moulded from PU rubber
- Unique tri-corner design ideal for use on many surfaces



**298751**

Colour	Width	Height
Black	46mm	50mm

## Cane Tip 19mm - Standard

- Suitable for both wooden & aluminium canes with 19mm diameter shaft
- Moulded from PU rubber



**298743**

Colour	Width	Height
Black	40mm	47mm

# Walking Aids

## Walking Cane - Wrist Strap

- Metal connecting ring
- Allows user to freely utilise both hands whilst keeping the cane close and accessible
- Elastic fixing loop fits over the base of cane and slides up to neck to secure in place



**244635**

Material	Colour
Durable nylon cord	Black

## Walking Frame - Folding

- Height adjustable in 1 inch increments
- Dual button mechanism allows quick convenient folding
- Padded hand grips maximise user comfort
- Non slip rubber tips with metal inserts

**Black** 234222

**Bronze** 237647



### Accessories



**Walking Frame Folding**  
Wheels 5" - Pair (Black)  
PDE Code 241091  
Suitable for 234222  
and 237647



**Walking Frame Ski's - Pair**  
PDE Code 261629  
Suitable for 234222  
and 237647

**234222**

Suggested User height	Total unit weight	Height range	External width	Internal width	Folded depth	Dismantled height	Suggested weight capacity	Tips (replaceable)
163 to 198cm	3kg	785 to 960mm	580mm	430mm	110mm	380mm	110kg	18mm rubber

## Walking Frame - Euro Folding

- Height adjustable in 1 inch increments
- Pull rope allows quick convenient folding
- Padded hand grips maximise user comfort
- Non slip rubber tips with metal inserts
- Safety C clip in place to lock frame

### Accessories



**Walking Frame Euro**  
Wheels 5" - Pair (Grey)  
PDE Code 261874  
Suitable for 252026



**Walking Frame Ski's - Pair**  
PDE Code 304484  
Suitable for 252026



**252026**

Suggested User height	Total unit weight	Height range	External width	Internal width	Folded depth	Suggested weight capacity	Tips (replaceable)
167 to 188cm	2.2kg	800 to 900mm	630mm	400mm	210mm	125kg	24mm rubber

# Wheelchairs

## Wheelchair - Bariatric Dark Blue

- User weight capacity 250kg
- Swing away and removable armrests and legrests
- High quality steel frame
- Double cross bracing
- Full length polyurethane arms

### Available colour:

Light Blue

### Accessories:

Elevating Leg Rests Pair 375039



**375020**

Total unit weight	Weight Capacity	Overall Depth	Width	Seat Depth x Width	Backrest height from top of seat	Folded Dimensions L x W x H
25.5kg	250kg	1120mm	740mm	470 x 550mm	400mm	850 x 320 x 910mm

## Wheelchair - Deluxe Aluminium (Green)

- Folding, padded backrest and padded seat
- Height and depth adjustable armrests
- High quality lightweight aluminium frame
- Swing in/away and removable legrests
- Adjustable Anti Tip wheels
- Push button quick release solid 24 inch self propelling rear wheels

### Available colour:

Green

### Accessories:

Elevating Leg Rests Pair 375012



**375047**

Total unit weight	Weight Capacity	Overall Depth	Width	Seat Depth x Width	Backrest height from top of seat	Folded Dimensions L x W x H
15.6kg	125kg	1030mm	670mm	430 x 450mm	420mm	820 x 300 x 800mm



# Wheelchairs

## Wheelchair - Economy (Light Blue)

- Folding padded backrest and padded seat
- High quality lightweight aluminium frame
- Swing away and removable legrests
- Swing away armrests
- Push button quick release solid 24 inch self propelling rear wheels

### Available colour:

Light Blue

### Accessories:

Elevating Leg Rests Pair 375039



**374997**

Total unit weight	Weight Capacity	Overall Depth	Width	Seat Depth x Width	Backrest height from top of seat	Folded Dimensions L x W x H
14kg	125kg	1070mm	650mm	410 x 460mm	420mm	760 x 290 x 750mm

## Wheelchair - Transit Aluminium Burgundy

- Folding, padded backrest and padded seat
- Safety Belt
- Swing away and removable legrests and armrests
- Locking Brakes
- Push button quick release solid 24 inch self propelling rear wheels
- Seat belt

### Available colour:

Burgundy

### Accessories:

Elevating Leg Rests Pair 375039



**375004**

Total unit weight	Weight Capacity	Overall Depth	Width	Seat Depth x Width	Backrest height from top of seat	Folded Dimensions L x W x H
11.1kg	125kg	930mm	570mm	410 x 450mm	400mm	730 x 250 x 680mm

## Wheelchair - Shopper 12"

- Lightweight aluminium wheelchair
- Easy to fold for travel or storage
- Padded seat and backrest with padded armrests
- Anatomical hand grips with locking brakes
- Removable footplates
- Adjustable length footplates
- Folding backrest
- Solid 8 in front wheel
- Solid 12 in rear wheel
- Seat belt
- Replacement leg rests available

### Available colours



Red 245402



**245402**

Total unit weight	Seat width	Seat depth	Seat height from floor	Handle height (floor to handle)	Wheelchair width	Size when folded	Suggested weight capacity
12.1kg	470mm	390mm	460mm	990mm	580mm	350mm	110kg

# Making Life Easy Product Warranty

## Goods with warranty term

- This good has a 12 month warranty from date of purchase.
- Valid proof of purchase is required for all warranty claims.
- Warranty covers manufacturing faults.
- Warranty does not cover change of mind or damage, fault or failure due to external causes, including accident, abuse, misuse, or normal wear and tear.
- Any unauthorised repairs, alterations or modifications or any attempt to open or dismantle the good will render the warranty void.
- Defective goods together with valid proof of purchase should be returned to the place of purchase or your nearest pharmacy that stocks the same goods, or shipped directly to the manufacturer. To locate your nearest pharmacy that stocks the same goods visit [www.mle.com.au](http://www.mle.com.au). If shipped directly to the manufacturer, you must prepay the shipping and transportation charges, and insure the shipment or accept the risk of loss or damage during shipment and transportation. The manufacturer will determine at no cost to you the cause of the fault (if any) within a reasonable time frame. Any repaired or replaced goods, original goods determined not faulty, or refund (if a major failure is determined) will be sent to the pharmacy you returned the goods to for collection, or shipped to you freight prepaid if you shipped the goods directly to the manufacturer.
- Our goods come with guarantees that cannot be excluded under the Australian Consumer Law. You are entitled to a replacement or refund for a major failure and compensation for any other reasonably foreseeable loss or damage. You are also entitled to have the goods repaired or replaced if goods fail to be of acceptable quality and the failure does not amount to a major failure. Goods presented for repair may be replaced by refurbished goods of the same type rather than being repaired.

## Making Life Easy

c/Australian Pharmaceutical Industries Limited  
Locked Bag 3002  
Hawthorn BC Vic 3122  
Phone: 1300 653 279

# Pride Product Warranty

Our goods come with guarantees that cannot be excluded under the Australian Consumer Law. You are entitled to a replacement or refund for a major failure and for compensation for any foreseeable loss or damage. You are also entitled to have the goods repaired if the goods fail to be of acceptable quality and the failure does not amount to a major failure.

# Scooters

## Two Year Limited Warranty

- Structural frame components, including: platform, fork, seat post and frame welds.
- Drivetrain, including: differential, motor and brake

## One Year Limited Warranty

- Fully guaranteed for 12 months from the date of purchase against faults arising due to defect in the manufacture or materials.
- All electronic parts, including controllers and battery chargers have a one year warranty. Servicing to the controller or battery charger must be carried out by MLE's authorised Provider. Any attempt to open or dismantle these items renders the warranty void on that item.

## Not Covered Under Warranty

- This warranty does not extend to those items which may need replacement due to normal wear and tear (tyres, tubes, belts, bulbs, upholstery, plastic shrouds, motor brushes, fuses and batteries) or damage to the product caused by misuse or accident for which MLE cannot be held responsible.
- Repairs and/or modifications made to any part of Scooter renders the warranty void.
- Damage caused by: battery fluid spillage or leakage, abuse, misuse, accident or negligence, improper operation, maintenance or storage, commercial use, or use other than normal.

## Batteries

- Batteries are covered by a 6 month warranty.
- Gradual deterioration in performance due to being left in a discharged state, left in cold conditions for long periods of time or worn out through heavy use is not covered.

## Service Checks and Warranty Service

- Warranty service can be performed by an authorised MLE Provider. All warranty queries are handled via the MLE outlet (place of purchase).

# Lift Chairs

## Two Year Limited Warranty

- Upon examination by an authorised MLE Service Provider the following will be repaired or replaced if any of the following parts are found to be defective: steel frame, motor, hand control, scissor mechanisms, steel lift mechanism.

## Not Covered Under Warranty

- The following parts are classed as wear items and are not covered under warranty: all fabric.
- Warranty will be void if damage is deemed to have been caused through misuse or accident.

## Service Checks and Warranty Service

- Warranty service can be performed by an authorised MLE Provider. All warranty queries are handled via the MLE outlet (place of purchase).

## GO-GO ELITE TRAVELLER® PLUS

The **Go-Go Elite Traveller® Plus** was designed to bring travel scooters to a greater range of people than ever before. An increase in length and width, and a weight capacity of 147 kg (325 lbs.) combine with a wraparound easy-drive tiller to allow both the larger individual and those with limited dexterity to experience the benefits of a travel-specific mobility product for the first time.

## SCOOTER - PATHRIDER 130XL

The **Pathrider 130 XL** features a powerful drivetrain and large 33 cm (13") wheels to handle rugged outdoor terrain. Luxury touches like a wraparound easy drive tiller, low profile non-marking tyres, seat post suspension for a smoother ride and an LED kerb light blend seamlessly giving the Pathrider 130 XL a sleek, sporty style.

## LIFT CHAIR - LC 101 EURO LEATHER

The **Euro-Leather 3-position Lift Chair** delivers style and durability, that will last for years to come. It offers superb comfort, quiet and smooth performance, all at a great value.



Lift Chair - LC 101 Euro Leather



Go-Go Elite Traveller Plus



Scooter - Pathrider 130xl

To locate your nearest  
Making Life Easy Outlet, please visit

**[www.mle.com.au](http://www.mle.com.au)**

Outlet Stamp



**Making Life™  
EASY**

PRODUCTS THAT IMPROVE YOUR LIFE